

Clinician Nexus – Student Shadowing Platform

Shadowing Student Account Creation for College and Adult Learners

Please make sure to follow the instructions when creating an account within Clinician Nexus and when submitting your application. Do not deviate from the application instructions or try to select a sponsor or location within Clinician Nexus.

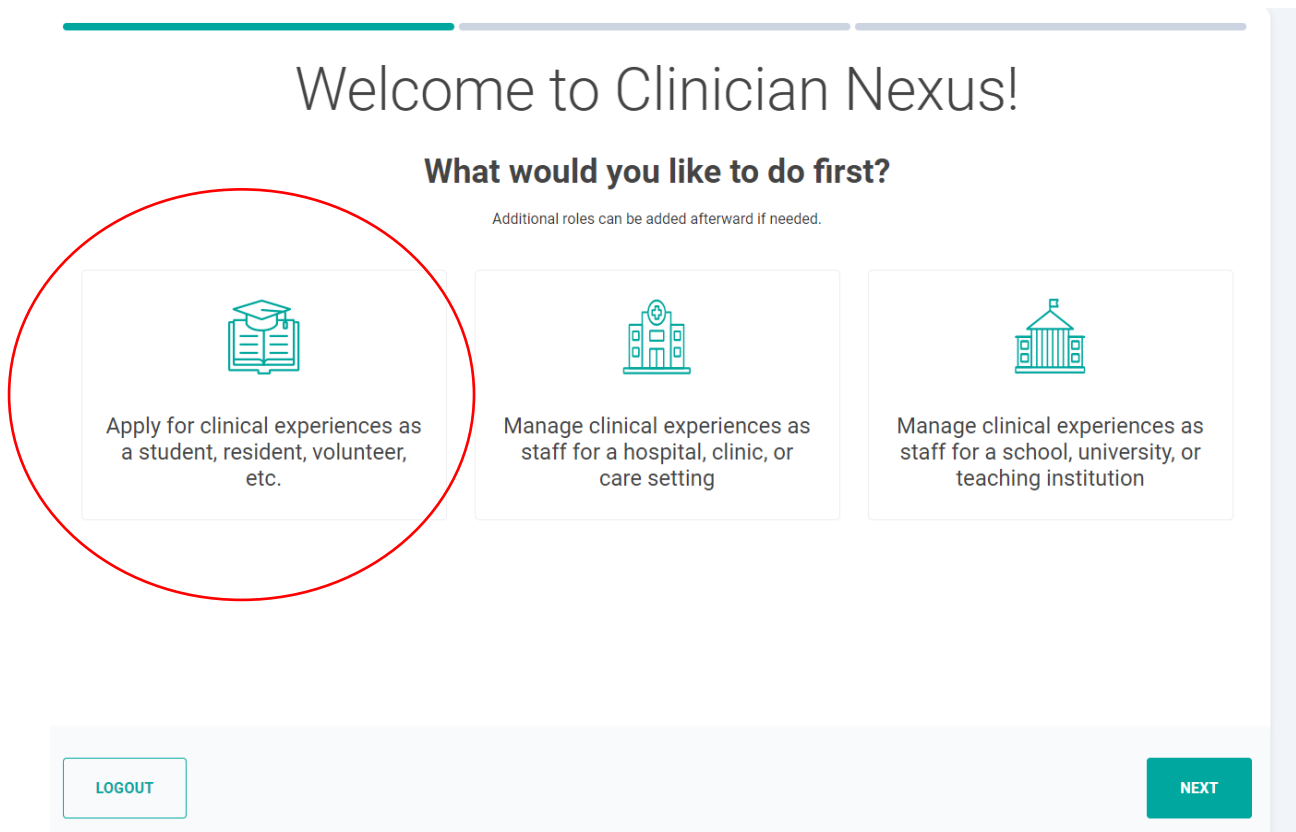
How to Create an Account

(Setting up an account is COMPLETELY FREE)

1. Go to <https://app.cliniciannexus.com/>
2. Click “Join for free” - Fill in your Name, Email, Create Password, and click the “I accept the End User License Agreement.”

Welcome to Clinician Nexus Screen

3. Click “Apply for clinical experiences as a student, resident, volunteer, etc.”



Welcome to Clinician Nexus!

What would you like to do first?

Additional roles can be added afterward if needed.

Apply for clinical experiences as a student, resident, volunteer, etc.

Manage clinical experiences as staff for a hospital, clinic, or care setting

Manage clinical experiences as staff for a school, university, or teaching institution

LOGOUT

NEXT

- Click on “I’m not enrolled at a school” at the top if you are not enrolled in school or if your school is not listed. If your school is listed, then select your school’s name.

What school do you attend?

☐ I'm not enrolled at a school.

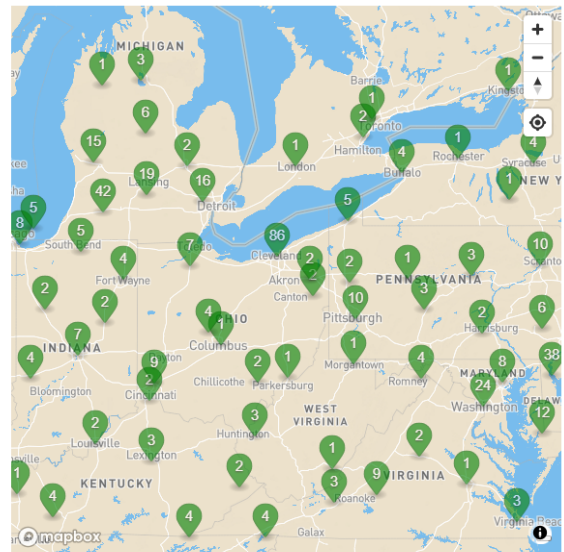
Search schools already in the Clinician Nexus network

Search by Name of University, City, or Zip Code

University of Minnesota, Minneapolis, MN, 55414, etc.

2,664 results

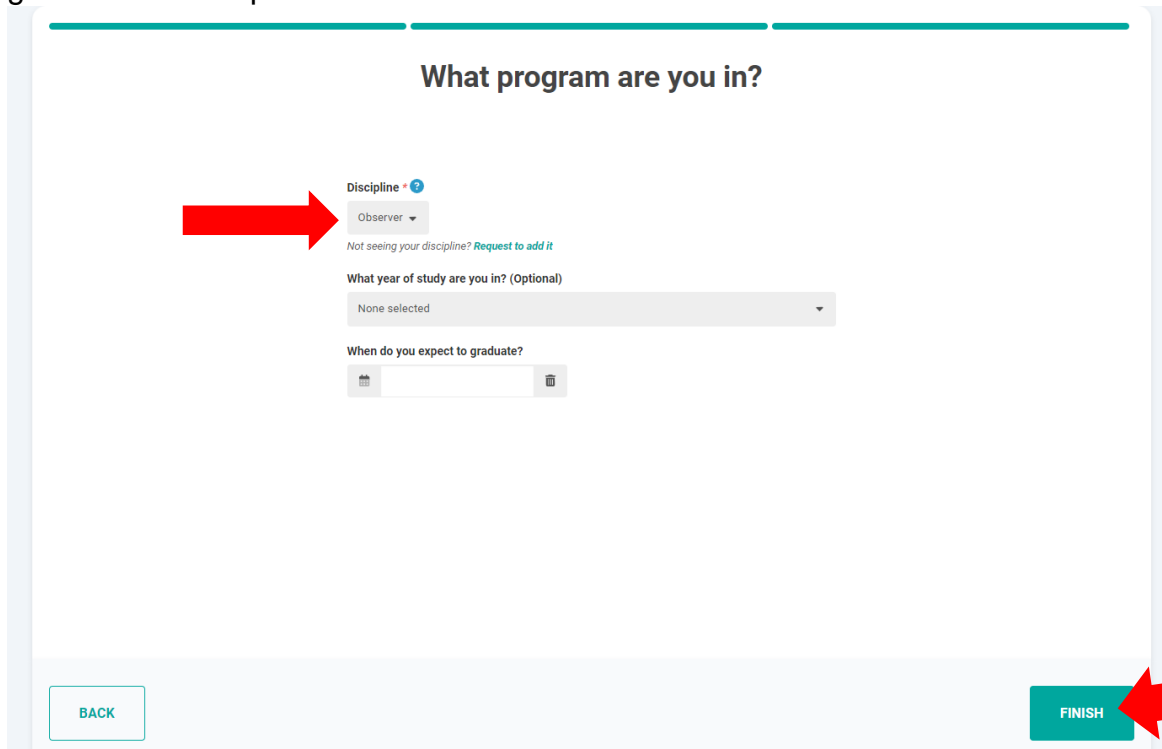
- 3** 3M
2501 Hudson Rd, Maplewood, MN 55119, USA
- AU** A.T. Still University
800 W Jefferson St, Kirksville, MO 63501, USA
- AP** A.T. Still University
A.T. Still University- Physical Therapy Program
800 W Jefferson St, Kirksville, MO 63501, USA
- AH** A.T. Still University - Arizona School of Dentistry & Oral Health
5850 E Still Cir, Mesa, AZ 85206, USA
- AP** A.T. Still University - Physician Assistant Program
800 W Jefferson St, Kirksville, MO 63501, USA
- AA** A.T. Still University - School of Osteopathic Medicine in Arizona (SOMA)
6850 W McDowell Rd, Mesa, AZ 85206, USA




BACK

NEXT

5. **Discipline: Select Observer.** There's no need to complete the year of study or graduation date question.





What program are you in?

Discipline 
Observer ▼

Not seeing your discipline? [Request to add it](#)

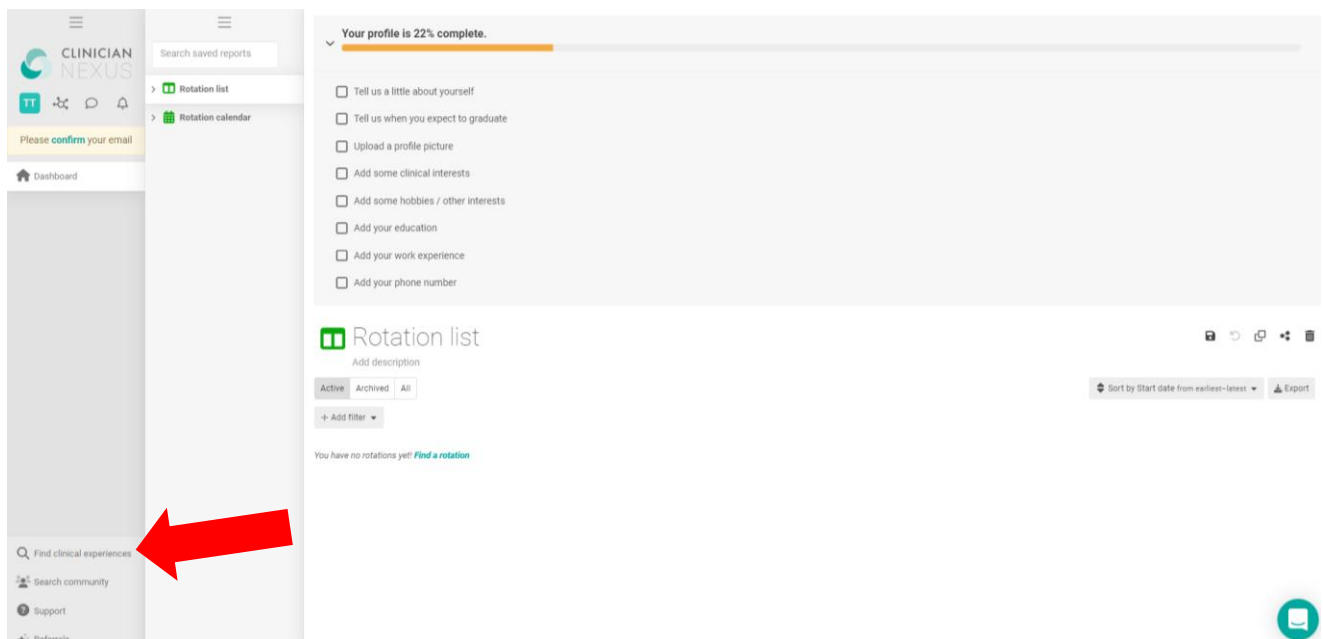
What year of study are you in? (Optional)
None selected ▼

When do you expect to graduate?
 

[BACK](#) [FINISH](#)

Once you select **Finish**, you will land on your Dashboard.

6. Click **“Find Clinical Experiences”** in the bottom left-hand corner.



CLINICIAN NEXUS

Search saved reports

- Rotation list
- Rotation calendar

Please **confirm** your email

Dashboard

Your profile is 22% complete.

- ☐ Tell us a little about yourself
- ☐ Tell us when you expect to graduate
- ☐ Upload a profile picture
- ☐ Add some clinical interests
- ☐ Add some hobbies / other interests
- ☐ Add your education
- ☐ Add your work experience
- ☐ Add your phone number

Rotation list

Add description

Active Archived All

+ Add filter

You have no rotations yet! [Find a rotation](#)

Find clinical experiences

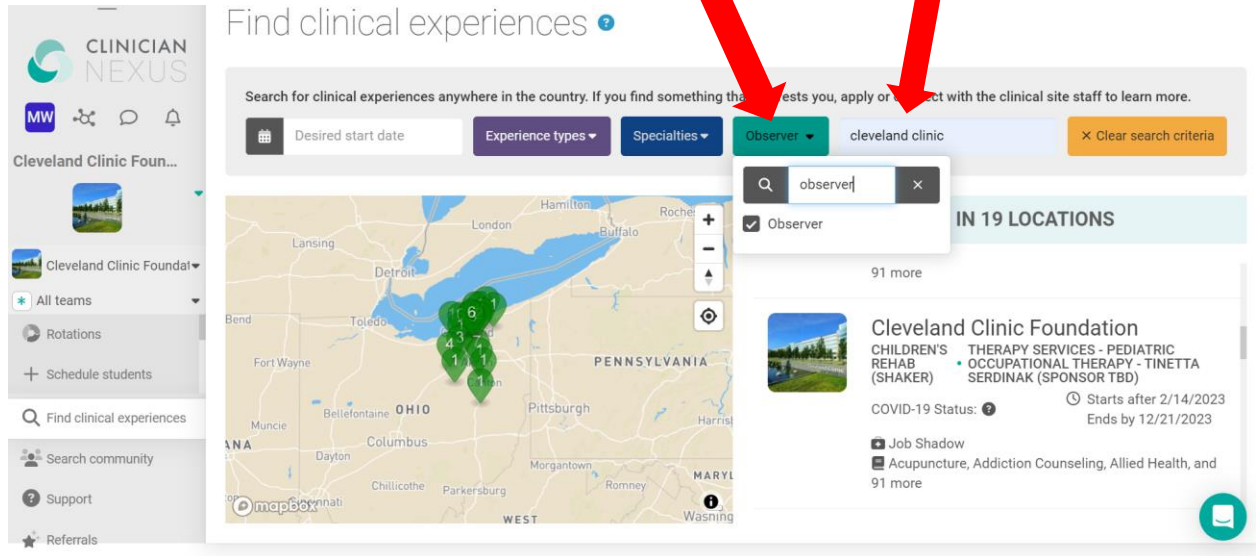
Search community

Support

Referrals

- To filter, click the green button and type **Observer** and type **Cleveland Clinic** in the empty text box. Current available opportunities will populate, and you will be able to apply to the appropriate experiences.

8.



Application Submission

- After you submit your application, **please wait until we contact you for the next steps.** We review ALL applications in the order we receive them, and the **review process can take up to 10 business days.** **You will not be able to start onboarding or upload documents until we review and accept your application.** If we accept your application, you will receive a STEP 1 email from us regarding next steps. Students must fully complete onboarding for their first shadowing experience before submitting another application. Only one application is allowed at a time. Multiple applications will not be accepted as we have had students apply to multiple offerings and not complete the onboarding process.
- We recommend setting your projected start date 30 days out to prevent the system from cancelling your application. If you select a shadowing rotation date, it is more than likely you will **NOT** start shadowing on that date. Your **EXACT** start date is determined after you complete onboarding and your sponsor will work with you to schedule a time that works for both of your schedules. If you see changes to a date you requested, please do not be alarmed as those dates are not what we use to determine your start date.

Onboarding in SilkRoad RedCarpet

3. Your onboarding is completed in a different system called SilkRoad RedCarpet, **NOT** Clinician Nexus.
4. Once you begin onboarding, it can take up to 30 days to complete the process. If you have all of the onboarding requirements and actively completing your onboarding tasks, you can complete onboarding within two weeks. If you experience any delays beyond your control, we **HIGHLY** recommend communicating with us the delay as your shadowing experience will be cancelled once you go beyond the 30-day mark.
5. **DO NOT EMAIL US ANY DOCUMENTS!** All required documents will be uploaded into SilkRoad RedCarpet.

Canceling an Application

6. If you no longer wish to have an active application, you can click on the pending application in your profile and click 'Cancel Rotation' in the right-hand corner.

Hour Logging

7. If you receive a shadowing experience, you must log your hours after the completion of shadowing. Failure to complete this step can result in a delay or rejection of receiving another shadowing experience. If the Hour Logging feature is not working due to the dates not aligning, you can place the hours you received in the comment section of your profile.

*****Please continue to monitor your application. The dashboard will display where you are in the process and will require action steps from you.*****