



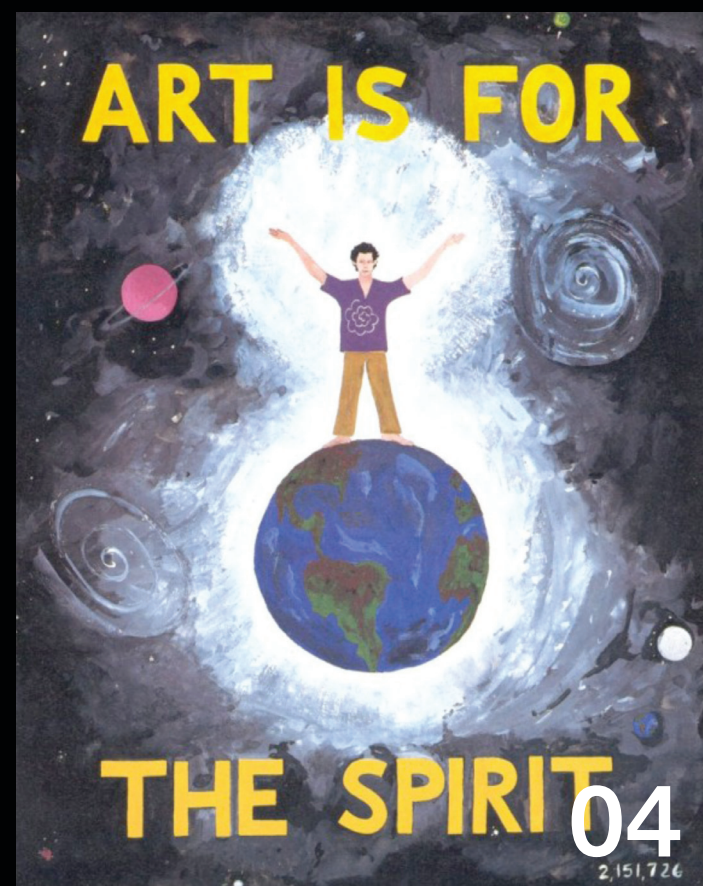
02

Cleveland Clinic


Welcome to Cleveland Clinic, and thank you for taking the Acoustiguide audio art tour. This tour, available in English, Spanish, and Arabic, allows you to learn more about Cleveland Clinic's art collection at your own pace. The tour includes an introduction and 35 highlights of intriguing artworks.

The audio art tour offers about one hour of recorded information and is designed to give you maximum flexibility. You can listen to as much or as little as you like. Take the tour in any order, for any length of time. You can choose your own route or take the curators' suggested route. The suggested route measures about a half mile.

We hope the Acoustiguide audio art tour enhances your experience at Cleveland Clinic. If you have questions about the art, please contact the Art Program at 216.448.0232.



Sponsored by the Cleveland Clinic Art Program and supported by a generous gift from Laretta Dennis. This audio tour is produced by Acoustiguide in conjunction with the Art Program, Arts & Medicine Institute




30



35



25



21

ART TOUR

Stop List:

1. Introduction, Delos M. Cosgrove, MD, CEO and President, Cleveland Clinic
2. *Cleveland Soul*, Jaime Plensa
Photo credit: Thom Sivo Photography
3. *Whispering*, Jaime Plensa
4. *Art is for the Spirit*, Jonathan Borofsky
Photo credit: Gemini G.E.L.
5. *Evolution, Revolution, Resolution*, Nam June Paik
6. *Dissolving the Hardness of Ego*, Jennifer Nocon
7. *Baseball Series*, David Levinthal
8. *Whales & Turtles*, Dominik Lejman
9. *Shoeshine Boy, after Lewis Hine, from Rebus*, Vik Muniz
10. *Untitled*, Michael Craig-Martin
11. *Cats & Dogs*, Hirsh Perlman
12. *Mike Kelley*, Jennifer Steinkamp
13. *K2 (Blue, Green, Red, Black)*, Torben Giehler
14. *Col Rodella Ciavaces*, Walter Niedermayr
15. *Eight Spatial Nets*, Alyson Shotz
16. *Frucht 01-2007; Ania 07-2005, from the series Flowers, Fruits and Portraits*, Shirana Shahbazi
17. *Olive 4*, Ori Gersht
18. *Untitled (Central Park Figures on Rock)*, Dave Kortsy
19. *Summer Day*, Uwe Wittwer
20. *Untitled #430 and Untitled #455*, Seydou Keita
21. *La Montaña Rusa*, Los Carpinteros
Photo credit: Sean Kelly
22. *Schooled Chairs*, Robin Rhode
23. *Arc et Sensans, Frankreich*, Elger Esser
24. *Also in Arcadia*, Laurence Channing
25. *#0700 Picnic Allée*, Massimo Vitali
Photo credit: Arte Nova
26. *L.A. Mill, Study #2*, Kirsten Everberg
27. *Balanced Still*, Diana Cooper
28. *Vatnajokull #15*, Hildur Ásgeirsdóttir Jónsson
29. *Skyspace (Los Angeles, Downtown); Los Angeles, Downtown*, Peter Newman
30. *Judd Landscape*, Julie Langsam
Photo credit: Julie Langsam
31. *Mike and Czerina*, Dawoud Bey
32. *Untitled (Monet's Garden at Giverny)*, Pipo Nguyen-Duy
33. *BlueBerg (r11i01)*, Iñigo Manglano-Ovalle
34. *Three Swans*, Sarah Morris
35. *Mrs. Huntley and Mrs. McKinstry; Mrs. Lewis*, Julie Moos
Photo credit: Fredericks & Freiser
36. *Bearing Light*, Antony Gormley

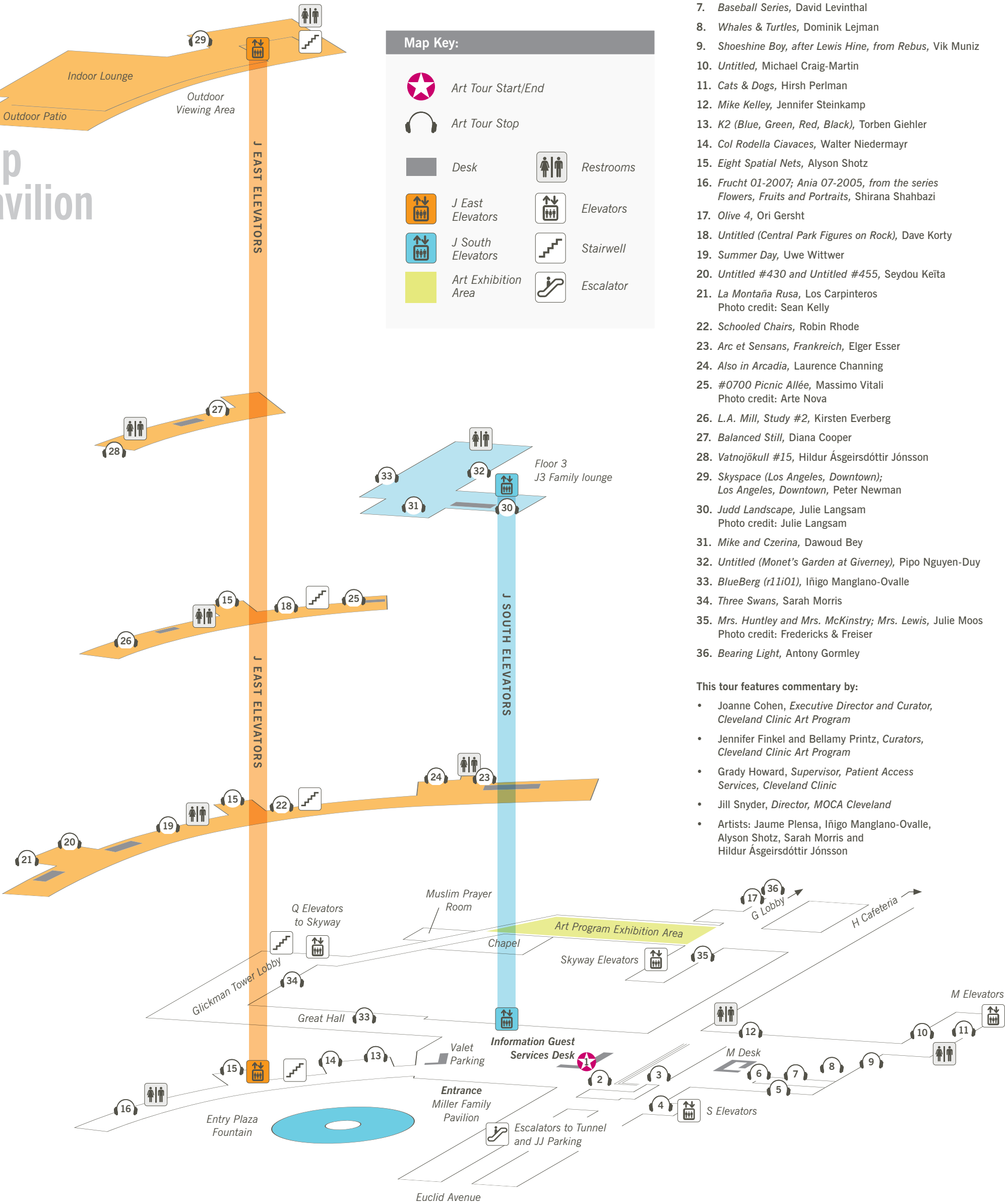
This tour features commentary by:

- Joanne Cohen, Executive Director and Curator, Cleveland Clinic Art Program
- Jennifer Finkel and Bellamy Printz, Curators, Cleveland Clinic Art Program
- Grady Howard, Supervisor, Patient Access Services, Cleveland Clinic
- Jill Snyder, Director, MOCA Cleveland
- Artists: Jaime Plensa, Iñigo Manglano-Ovalle, Alyson Shotz, Sarah Morris and Hildur Ásgeirsdóttir Jónsson

Curators' Suggested Route:

- Start Introduction near Cleveland Soul by Jaime Plensa, then view through on floor 1.
- Take the **J East Elevators** to floors 2, 3, 4 and Rooftop to view through . (Note that Rooftop closes daily at 7 pm.)
- Return to floor 1 and take the **J South Elevators** to floor 3, J3 Family Lounge, to view through .
- Return to floor 1 to view in the Great Hall and in the Glickman Tower lobby.
- Continue past the Q Elevators and visit the **Art Program Exhibition Area** and stops , and near the G Lobby.
- Follow the signs back to the J Building and return the wand to Information Guest Services.

Rooftop Pavilion



How to Operate the Acoustiguide:

1. Select language: English, Spanish, Arabic
2. Look for Audio Icon next to Artwork
3. Enter Artwork Number
4. Press Play
5. Hold Acoustiguide to your ear
- * Press 411 to listen to instructions

Remember to return your wand to the Information Guest Services Desk



acoustiguide